

ADDRESS: 8 North Science Avenue, Laguna Technopark Inc., Brgy. Biñan (Poblacion), Biñan City, Laguna

CONTACT NO.: (049) 543-1916

WEBSITE: [www.lagunawater.com.ph](http://www.lagunawater.com.ph)

**CUSTOMER NAME** : Laguna Water Corporation

**ADDRESS** : G/F, One Evotech Building, Nuvali, Brgy. Sto. Domingo, Sta. Rosa City, Laguna

**ATTENTION** : N/A

### SUMMARY OF LABORATORY ANALYSIS

**SAMPLE CODE(S)** : S20-3312

**DATE/TIME SUBMITTED** : 05/27/2020 15:30

**DATE/TIME COLLECTION** : 05/27/2020 09:30

**COLLECTED BY** : Edwin O. Aguilar

**NO. OF SAMPLES** : 1

**TOTAL PARAMETERS TESTED** : 3

**SAMPLE LOCATION** : WATER PUMP, SEBONG ST., BRGY. NANHAYA, VICTORIA, LAGUNA

**SAMPLE CHARACTERISTICS** : 100 mL water sample in clear, polystyrene, sterile container with 3% sodium thiosulfate

PARAMETER(S)	UNIT(S)	RESULT(S)	METHOD(S)	ANALYSIS	
				DATE	BY
Total Coliform	Coliforms/100 mL	ABSENCE	9223B. Enzyme Substrate Test (Colilert-18®)	05/27/2020	ACP
Thermotolerant Coliform / <i>Escherichia coli</i>	Coliforms/100 mL	ABSENCE	9223B. Enzyme Substrate Test (Colilert-18®)	05/27/2020	ACP
Heterotrophic Plate Count (HPC) <sup>A</sup>	Colony Forming Unit (CFU)/mL	3	9215B. Pour Plate Method	05/27/2020	ACP

**REMARKS:** Samples were analyzed as submitted.

**NOTE: A** – Method is not part of DENR-ELR Recognized Parameters


**DEVIATIONS:** No deviations noted on sample collection and submission.

**METHOD REFERENCE:** Standard Methods for the Examination of Water and Wastewater, 23<sup>rd</sup> Edition


NOT VALID WITHOUT QR CODE



REVIEWED BY:

  
JETHRO D. ESCOBIN  
Microbiology Unit Manager

CERTIFIED CORRECT BY:

  
ANNA KARLA S. GUTIERREZ, RMT  
Laboratory Services Manager  
License No(s). (PRC 0060968)

*This report may not be reproduced in part or in full and may not be used for advertisement or litigation purposes without permission from Laguna AAWater Corporation. This report is certified to have passed the Laguna AAWater Corporation Quality Control procedures for reporting results of analysis*

ADDRESS: 8 North Science Avenue, Laguna Technopark Inc., Brgy. Biñan (Poblacion), Biñan City, Laguna

CONTACT NO.: (049) 543-1916

WEBSITE: [www.lagunawater.com.ph](http://www.lagunawater.com.ph)

**CUSTOMER NAME** : Laguna Water Corporation

**ADDRESS** : G/F, One Evotech Building, Nuvali, Brgy. Sto. Domingo, Sta. Rosa City, Laguna

**ATTENTION** : N/A

### SUMMARY OF LABORATORY ANALYSIS

**SAMPLE CODE(S)** : S20-3313

**DATE/TIME SUBMITTED** : 05/27/2020 15:30

**DATE/TIME COLLECTION** : 05/27/2020 09:40

**COLLECTED BY** : Edwin O. Aguilar

**NO. OF SAMPLES** : 1

**TOTAL PARAMETERS TESTED** : 3

**SAMPLE LOCATION** : REMONG RESIDENCE, BRGY. NANHAYA, VICTORIA, LAGUNA

**SAMPLE CHARACTERISTICS** : 100 mL water sample in clear, polystyrene, sterile container with 3% sodium thiosulfate

PARAMETER(S)	UNIT(S)	RESULT(S)	METHOD(S)	ANALYSIS	
				DATE	BY
Total Coliform	Coliforms/100 mL	<b>ABSENCE</b>	9223B. Enzyme Substrate Test (Colilert-18®)	05/27/2020	ACP
Thermotolerant Coliform / <i>Escherichia coli</i>	Coliforms/100 mL	<b>ABSENCE</b>	9223B. Enzyme Substrate Test (Colilert-18®)	05/27/2020	ACP
Heterotrophic Plate Count (HPC) <sup>A</sup>	Colony Forming Unit (CFU)/mL	<b>&lt; 1</b>	9215B. Pour Plate Method	05/27/2020	ACP

**REMARKS:** Samples were analyzed as submitted.

**NOTE:** <sup>A</sup> – Method is not part of DENR-ELR Recognized Parameters

**DEVIATIONS:** No deviations noted on sample collection and submission.

**METHOD REFERENCE:** Standard Methods for the Examination of Water and Wastewater, 23<sup>rd</sup> Edition


NOT VALID WITHOUT QR CODE



REVIEWED BY:

  
JETHRO D. ESCOBIN  
Microbiology Unit Manager

CERTIFIED CORRECT BY:

  
ANNA KARLA S. GUTIERREZ, RMT  
Laboratory Services Manager  
License No(s). (PRC 0060968)

*This report may not be reproduced in part or in full and may not be used for advertisement or litigation purposes without permission from Laguna AAWater Corporation. This report is certified to have passed the Laguna AAWater Corporation Quality Control procedures for reporting results of analysis*