

ADDRESS: 8 North Science Avenue, Laguna Technopark Inc., Brgy. Biñan (Poblacion), Biñan City, Laguna

CONTACT NO.: (049) 543-1916

WEBSITE: www.lagunawater.com.ph

Test Report ID : TR-19-2479 Date Prepared : 09/03/2019
 Sample Code : S19-4340
 Name of Company / Customer : Laguna Water Corporation
 Address : G/F, One Evotech Building, Nuvali, Brgy. Sto. Domingo, Sta. Rosa City, Laguna
 Date/Time Collected : 08/20/2019 13:48 Date/Time Submitted : 08/20/2019 15:10
 Collected By : Elmer P. Palmares, Jr. Submitted By : Elmer P. Palmares, Jr.
 Condition of Sample Upon Receipt : 100 mL water sample in clear, glass, sterile container with 3% sodium thiosulfate
 Sample Source Characteristics : Distribution – Network Sampling Point
 References : Standard Methods for the Examination of Water and Wastewater, 23rd Edition
 : DOH AO 2017-0010 "Philippine National Standards for Drinking Water of 2017"

RESULTS OF LABORATORY ANALYSIS


SAMPLE LOCATION : BLOCK 12 SAMAT ST., PHASE 1, AYALA GREENFIELDS ESTATE, BRGY. PUTING LUPA, CALAMBA CITY, LAGUNA

PARAMETER(S)	UNIT(S)	RESULT(S)	PNSDW LIMIT(/S)	METHOD(S)	ANALYZED	
					DATE	BY
Total Coliform	Coliforms/100 mL	ABSENCE	ABSENCE	9223B. Enzyme Substrate Test (Colilert-18®)	8/20/2019	JDE
Thermotolerant Coliform / <i>Escherichia coli</i>	Coliforms/100 mL	ABSENCE	ABSENCE	9223B. Enzyme Substrate Test (Colilert-18®)	8/20/2019	JDE
Heterotrophic Plate Count	CFU/mL	< 1	500 (max.)	9215B. Pour Plate Method	8/20/2019	JDE

Remarks: Samples analyzed as submitted. No deviations noted on sample collection and submission.


Legend: **CFU** – Colony Forming Units

CERTIFIED CORRECT BY:


ANNA KARLA S. GUTIERREZ, RMT
Microbiologist, Head
PRC License No. 0060968

NOTED BY:


CYRIL A. ERICA, RMT, MLS(ASCP)^{CM}
Laboratory Services Manager
License No(s). (PRC 0054161/ASCP 10981)

Test Report QC Checked By: 

Date of Test Report QC Check: 9/3/19

This report may not be reproduced in part or in full and may not be used for advertisement or litigation purposes without permission from Laguna AAWater Corporation. This report is certified to have passed the Laguna AAWater Corporation Quality Control procedures for reporting results of analysis

ADDRESS: 8 North Science Avenue, Laguna Technopark Inc., Brgy. Biñan (Poblacion), Biñan City, Laguna

CONTACT NO.: (049) 543-1916

WEBSITE: www.lagunawater.com.ph

Test Report ID : TR-19-2480 Date Prepared : 09/03/2019
 Sample Code : S19-4341
 Name of Company / Customer : Laguna Water Corporation
 Address : G/F, One Evotech Building, Nuvali, Brgy. Sto. Domingo, Sta. Rosa City, Laguna
 Date/Time Collected : 08/20/2019 13:41 Date/Time Submitted : 08/20/2019 15:10
 Collected By : Elmer P. Palmares, Jr. Submitted By : Elmer P. Palmares, Jr.
 Condition of Sample Upon Receipt : 100 mL water sample in clear, glass, sterile container with 3% sodium thiosulfate
 Sample Source Characteristics : Distribution – Network Sampling Point
 References : Standard Methods for the Examination of Water and Wastewater, 23rd Edition
 : DOH AO 2017-0010 "Philippine National Standards for Drinking Water of 2017"

RESULTS OF LABORATORY ANALYSIS

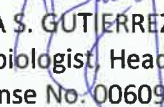
SAMPLE LOCATION : BLOCK 11 KANLAON ST., AYALA GREENFIELDS ESTATE, BRGY. PUTING LUPA, CALAMBA CITY, LAGUNA

PARAMETER(S)	UNIT(S)	RESULT(S)	PNSDW LIMIT(/S)	METHOD(S)	ANALYZED	
					DATE	BY
Total Coliform	Coliforms/100 mL	ABSENCE	ABSENCE	9223B. Enzyme Substrate Test (Colilert-18®)	8/20/2019	JDE
Thermotolerant Coliform / <i>Escherichia coli</i>	Coliforms/100 mL	ABSENCE	ABSENCE	9223B. Enzyme Substrate Test (Colilert-18®)	8/20/2019	JDE
Heterotrophic Plate Count	CFU/mL	100	500 (max.)	9215B. Pour Plate Method	8/20/2019	JDE

Remarks: Samples analyzed as submitted. No deviations noted on sample collection and submission.

Legend: **CFU** – Colony Forming Units

CERTIFIED CORRECT BY:


 ANNA KARLA S. GUTIERREZ, RMT
 Microbiologist, Head
 PRC License No. 0060968

NOTED BY:


 CYRIL A. ERICA, RMT, MLS(ASCP)^{CM}
 Laboratory Services Manager
 License No(s). (PRC 0054161/ASCP 10981)

Test Report QC Checked By: 

Date of Test Report QC Check: 

This report may not be reproduced in part or in full and may not be used for advertisement or litigation purposes without permission from Laguna AAWater Corporation. This report is certified to have passed the Laguna AAWater Corporation Quality Control procedures for reporting results of analysis

ADDRESS: 8 North Science Avenue, Laguna Technopark Inc., Brgy. Biñan (Poblacion), Biñan City, Laguna

CONTACT NO.: (049) 543-1916

WEBSITE: www.lagunawater.com.ph

Test Report ID : TR-19-2481 Date Prepared : 09/03/2019
 Sample Code : S19-4342
 Name of Company / Customer : Laguna Water Corporation
 Address : G/F, One Evotech Building, Nuvali, Brgy. Sto. Domingo, Sta. Rosa City, Laguna
 Date/Time Collected : 08/20/2019 14:02 Date/Time Submitted : 08/20/2019 15:10
 Collected By : Elmer P. Palmares, Jr. Submitted By : Elmer P. Palmares, Jr.
 Condition of Sample Upon Receipt : 100 mL water sample in clear, glass, sterile container with 3% sodium thiosulfate
 Sample Source Characteristics : Distribution – Network Sampling Point
 References : Standard Methods for the Examination of Water and Wastewater, 23rd Edition
 : DOH AO 2017-0010 "Philippine National Standards for Drinking Water of 2017"

RESULTS OF LABORATORY ANALYSIS

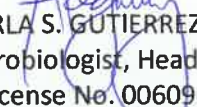
SAMPLE LOCATION : CLUBHOUSE, AYALA GREENFIELDS ESTATE, BRGY. PUTING LUPA, CALAMBA CITY, LAGUNA

PARAMETER(S)	UNIT(S)	RESULT(S)	PNSDW LIMIT(/S)	METHOD(S)	ANALYZED	
					DATE	BY
Total Coliform	Coliforms/100 mL	ABSENCE	ABSENCE	9223B. Enzyme Substrate Test (Colilert-18®)	8/20/2019	JDE
Thermotolerant Coliform / <i>Escherichia coli</i>	Coliforms/100 mL	ABSENCE	ABSENCE	9223B. Enzyme Substrate Test (Colilert-18®)	8/20/2019	JDE
Heterotrophic Plate Count	CFU/mL	< 1	500 (max.)	9215B. Pour Plate Method	8/20/2019	JDE

Remarks: Samples analyzed as submitted. No deviations noted on sample collection and submission.


Legend: **CFU** – Colony Forming Units

CERTIFIED CORRECT BY:


ANNA KARLA S. GUTIERREZ, RMT
Microbiologist, Head
PRC License No. 0060968

NOTED BY:


CYRIL A. ERICA, RMT, MLS(ASCP)^{CM}
Laboratory Services Manager
License No(s). (PRC 0054161/ASCP 10981)

Test Report QC Checked By: 

Date of Test Report QC Check: 9/3/2019

This report may not be reproduced in part or in full and may not be used for advertisement or litigation purposes without permission from Laguna AAWater Corporation. This report is certified to have passed the Laguna AAWater Corporation Quality Control procedures for reporting results of analysis

ADDRESS: 8 North Science Avenue, Laguna Technopark Inc., Brgy. Biñan (Poblacion), Biñan City, Laguna

CONTACT NO.: (049) 543-1916

WEBSITE: www.lagunawater.com.ph

Test Report ID : TR-19-2482 Date Prepared : 09/03/2019
 Sample Code : S19-4343
 Name of Company / Customer : Laguna Water Corporation
 Address : G/F, One Evotech Building, Nuvali, Brgy. Sto. Domingo, Sta. Rosa City, Laguna
 Date/Time Collected : 08/20/2019 13:05 Date/Time Submitted : 08/20/2019 15:10
 Collected By : Elmer P. Palmares, Jr. Submitted By : Elmer P. Palmares, Jr.
 Condition of Sample Upon Receipt : 100 mL water sample in clear, glass, sterile container with 3% sodium thiosulfate
 Sample Source Characteristics : Source – Treated Water (w/ Chlorination)
 References : Standard Methods for the Examination of Water and Wastewater, 23rd Edition
 : DOH AO 2017-0010 "Philippine National Standards for Drinking Water of 2017"

RESULTS OF LABORATORY ANALYSIS

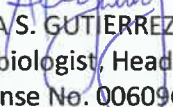
SAMPLE LOCATION : WATER PUMP 1, AMAIA SCAPES CALAMBA, BRGY. BARANDAL, CALAMBA CITY, LAGUNA

PARAMETER(S)	UNIT(S)	RESULT(S)	PNSDW LIMIT(/S)	METHOD(S)	ANALYZED	
					DATE	BY
Total Coliform	Coliforms/100 mL	ABSENCE	ABSENCE	9223B. Enzyme Substrate Test (Colilert-18®)	8/20/2019	JDE
Thermotolerant Coliform / <i>Escherichia coli</i>	Coliforms/100 mL	ABSENCE	ABSENCE	9223B. Enzyme Substrate Test (Colilert-18®)	8/20/2019	JDE
Heterotrophic Plate Count	CFU/mL	< 1	500 (max.)	9215B. Pour Plate Method	8/20/2019	JDE

Remarks: Samples analyzed as submitted. No deviations noted on sample collection and submission.


Legend: **CFU** – Colony Forming Units

CERTIFIED CORRECT BY:


 ANNA KARLA S. GUTIERREZ, RMT
 Microbiologist, Head
 PRC License No. 0060968

NOTED BY:


 CYRIL A. ERICA, RMT, MLS(ASCP)^{CM}
 Laboratory Services Manager
 License No(s). (PRC 0054161/ASCP 10981)

Test Report QC Checked By: 

Date of Test Report QC Check: 

This report may not be reproduced in part or in full and may not be used for advertisement or litigation purposes without permission from Laguna AAWater Corporation. This report is certified to have passed the Laguna AAWater Corporation Quality Control procedures for reporting results of analysis

ADDRESS: 8 North Science Avenue, Laguna Technopark Inc., Brgy. Biñan (Poblacion), Biñan City, Laguna

CONTACT NO.: (049) 543-1916

WEBSITE: www.lagunawater.com.ph

Test Report ID : TR-19-2482 Date Prepared : 09/03/2019
 Sample Code : S19-4343
 Name of Company / Customer : Laguna Water Corporation
 Address : G/F, One Evotech Building, Nuvali, Brgy. Sto. Domingo, Sta. Rosa City, Laguna
 Date/Time Collected : 08/20/2019 13:14 Date/Time Submitted : 08/20/2019 15:10
 Collected By : Elmer P. Palmares, Jr. Submitted By : Elmer P. Palmares, Jr.
 Condition of Sample Upon Receipt : 100 mL water sample in clear, glass, sterile container with 3% sodium thiosulfate
 Sample Source Characteristics : Distribution – Network Sampling Point
 References : Standard Methods for the Examination of Water and Wastewater, 23rd Edition
 : DOH AO 2017-0010 "Philippine National Standards for Drinking Water of 2017"

RESULTS OF LABORATORY ANALYSIS

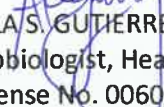
SAMPLE LOCATION : BLOCK 1 LOT 2, AMAIA SCAPES CALAMBA, BRGY. BARANDAL, CALAMBA CITY, LAGUNA

PARAMETER(S)	UNIT(S)	RESULT(S)	PNSDW LIMIT(/S)	METHOD(S)	ANALYZED	
					DATE	BY
Total Coliform	Coliforms/100 mL	ABSENCE	ABSENCE	9223B. Enzyme Substrate Test (Colilert-18®)	8/20/2019	JDE
Thermotolerant Coliform / <i>Escherichia coli</i>	Coliforms/100 mL	ABSENCE	ABSENCE	9223B. Enzyme Substrate Test (Colilert-18®)	8/20/2019	JDE
Heterotrophic Plate Count	CFU/mL	< 1	500 (max.)	9215B. Pour Plate Method	8/20/2019	JDE

Remarks: Samples analyzed as submitted. No deviations noted on sample collection and submission.


Legend: **CFU** – Colony Forming Units

CERTIFIED CORRECT BY:


 ANNA KARLA S. GUTIERREZ, RMT
 Microbiologist, Head
 PRC License No. 0060968

NOTED BY:


 CYRIL A. ERICA, RMT, MLS(ASCP)^{CM}
 Laboratory Services Manager
 License No(s). (PRC 0054161/ASCP 10981)

Test Report QC Checked By: 

Date of Test Report QC Check: 8/21/2019

This report may not be reproduced in part or in full and may not be used for advertisement or litigation purposes without permission from Laguna AAWater Corporation. This report is certified to have passed the Laguna AAWater Corporation Quality Control procedures for reporting results of analysis

ADDRESS: 8 North Science Avenue, Laguna Technopark Inc., Brgy. Biñan (Poblacion), Biñan City, Laguna

CONTACT NO.: (049) 543-1916

WEBSITE: www.lagunawater.com.ph

Test Report ID : TR-19-2483 Date Prepared : 09/03/2019
 Sample Code : S19-4344
 Name of Company / Customer : Laguna Water Corporation
 Address : G/F, One Evotech Building, Nuvali, Brgy. Sto. Domingo, Sta. Rosa City, Laguna
 Date/Time Collected : 08/20/2019 12:47 Date/Time Submitted : 08/20/2019 15:10
 Collected By : Elmer P. Palmares, Jr. Submitted By : Elmer P. Palmares, Jr.
 Condition of Sample Upon Receipt : 100 mL water sample in clear, glass, sterile container with 3% sodium thiosulfate
 Sample Source Characteristics : Source – Treated Water (w/ Chlorination)
 References : Standard Methods for the Examination of Water and Wastewater, 23rd Edition
 : DOH AO 2017-0010 "Philippine National Standards for Drinking Water of 2017"

RESULTS OF LABORATORY ANALYSIS

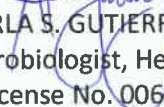
SAMPLE LOCATION : WATER PUMP 2, AMAIA SCAPES CALAMBA, BRGY. BARANDAL, CALAMBA CITY, LAGUNA

PARAMETER(S)	UNIT(S)	RESULT(S)	PNSDW LIMIT(S)	METHOD(S)	ANALYZED	
					DATE	BY
Total Coliform	Coliforms/100 mL	ABSENCE	ABSENCE	9223B. Enzyme Substrate Test (Colilert-18®)	8/20/2019	JDE
Thermotolerant Coliform / <i>Escherichia coli</i>	Coliforms/100 mL	ABSENCE	ABSENCE	9223B. Enzyme Substrate Test (Colilert-18®)	8/20/2019	JDE
Heterotrophic Plate Count	CFU/mL	< 1	500 (max.)	9215B. Pour Plate Method	8/20/2019	JDE

Remarks: Samples analyzed as submitted. No deviations noted on sample collection and submission.

Legend: **CFU** – Colony Forming Units

CERTIFIED CORRECT BY:


 ANNA KARLA S. GUTIERREZ, RMT
 Microbiologist, Head
 PRC License No. 0060968

NOTED BY:


 CYRIL A. ERICA, RMT, MLS(ASCP)^{CM}
 Laboratory Services Manager
 License No(s). (PRC 0054161/ASCP 10981)

Test Report QC Checked By: 

Date of Test Report QC Check: 9/3/2019

This report may not be reproduced in part or in full and may not be used for advertisement or litigation purposes without permission from Laguna AAWater Corporation. This report is certified to have passed the Laguna AAWater Corporation Quality Control procedures for reporting results of analysis

ADDRESS: 8 North Science Avenue, Laguna Technopark Inc., Brgy. Biñan (Poblacion), Biñan City, Laguna

CONTACT NO.: (049) 543-1916

WEBSITE: www.lagunawater.com.ph

Test Report ID : TR-19-2484 Date Prepared : 09/03/2019
 Sample Code : S19-4345
 Name of Company / Customer : Laguna Water Corporation
 Address : G/F, One Evotech Building, Nuvali, Brgy. Sto. Domingo, Sta. Rosa City, Laguna
 Date/Time Collected : 08/20/2019 12:55 Date/Time Submitted : 08/20/2019 15:10
 Collected By : Elmer P. Palmares, Jr. Submitted By : Elmer P. Palmares, Jr.
 Condition of Sample Upon Receipt : 100 mL water sample in clear, glass, sterile container with 3% sodium thiosulfate
 Sample Source Characteristics : Distribution – Network Sampling Point
 References : Standard Methods for the Examination of Water and Wastewater, 23rd Edition
 : DOH AO 2017-0010 "Philippine National Standards for Drinking Water of 2017"

RESULTS OF LABORATORY ANALYSIS

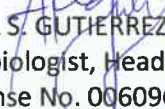
SAMPLE LOCATION : BLOCK 39 LOT 5, AMAIA SCAPES CALAMBA, BRGY. BARANDAL, CALAMBA CITY, LAGUNA

PARAMETER(S)	UNIT(S)	RESULT(S)	PNSDW LIMIT(/S)	METHOD(S)	ANALYZED	
					DATE	BY
Total Coliform	Coliforms/100 mL	ABSENCE	ABSENCE	9223B. Enzyme Substrate Test (Colilert-18®)	8/20/2019	JDE
Thermotolerant Coliform / <i>Escherichia coli</i>	Coliforms/100 mL	ABSENCE	ABSENCE	9223B. Enzyme Substrate Test (Colilert-18®)	8/20/2019	JDE
Heterotrophic Plate Count	CFU/mL	< 1	500 (max.)	9215B. Pour Plate Method	8/20/2019	JDE

Remarks: Samples analyzed as submitted. No deviations noted on sample collection and submission.

Legend: **CFU** – Colony Forming Units

CERTIFIED CORRECT BY:


 ANNA KARLA S. GUTIERREZ, RMT
 Microbiologist, Head
 PRC License No. 0060968

NOTED BY:


 CYRIL A. ERICA, RMT, MLS(ASCP)^{CM}
 Laboratory Services Manager
 License No(s). (PRC 0054161/ASCP 10981)

Test Report QC Checked By: 

Date of Test Report QC Check: 

This report may not be reproduced in part or in full and may not be used for advertisement or litigation purposes without permission from Laguna AAWater Corporation. This report is certified to have passed the Laguna AAWater Corporation Quality Control procedures for reporting results of analysis